

F|S

FABRICS-STORE.COM

Our linen is nothing short of addicting

HARPER DRESS



CLASSIC APPEAL

*A staple of the 50's with it's pleated full skirt,
it is as feminine now as it was back then.*

Ladies Sizes 0/2 to 28/30 Included

866.620.2008 ASK@FABRICS-STORE.COM FABRICS-STORE.COM

HARPER PATTERN

*A flattering, “full-hip-forgiving” knee-length dress
with a pleated skirt and back button-down closure.
We assure you that you are going to need at least
one this summer!*

Sized for ladies 0/2 to 28/30

*Simple step-by-step instructions on our blog
The Thread @ Fabrics-Store.com*



Our lovely model Masha is wearing size 4/6 of this style with no adjustments.

PATTERN DETAILS



HARPER DRESS

Sizes: 0/2 to 28/30

- Semi-fitted
- Simple bodice
- Dropped waist
- Box-pleated skirt
- Button closure on back bodice.
- Bias-strip facings

SEWING INSTRUCTIONS

This pattern is featured on our blog "The Thread" at Fabrics-Store.com. There you will find step-by-step photo instructions and can ask questions, post comments or share you progress. Simply visit: blog.fabrics-store.com and enter "Harper Pattern" in the search box.

SIZING & YARDAGE

Misses/Women's Size Guide Based on Body Measurements in Inches

Size	0/2	4/6	8/10	12/14	16/18	20/22	24/26	28/30
Bust	33-34	35-36	37-38	39-40	42-44	46-48	50-52	54-56
Waist	25-26	27-28	29-30	31-32	34-36	38-40	42-44	46-48
Hip	35-36	37-38	39-40	41-42	44-46	48-50	52-54	56-58

Finished Garment Measurements - Approximate in Inches

Size	0/2	4/6	8/10	12/14	16/18	20/22	24/26	28/30
Bust	36	38	40	42	46	50	54	58
Waist (high)	36	38	40	42	46	50	54	58
Hips	44	46	48	50	54	58	62	66
Shoulder to Hem	33 1/5	33 1/2	33 3/4	34	34 3/8	34 2/3	35	35 1/3

Estimated Yardage - 54" Width Linen - Shrinkage Has Been Calculated

Size	0/2	4/6	8/10	12/14	16/18	20/22	24/26	28/30
Sleeve Inseam	2 1/4		2 1/2		2 7/8		3 1/3	

“Harper” Sewing Pattern

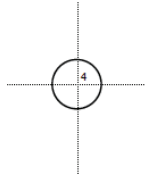
For instructions visit: blog.fabrics-store.com and enter “Harper Pattern” in the search box.

**2 Inch
Square to
Check Print
Accuracy**

PRINT ONLY THIS PAGE FIRST TO CHECK SCALE

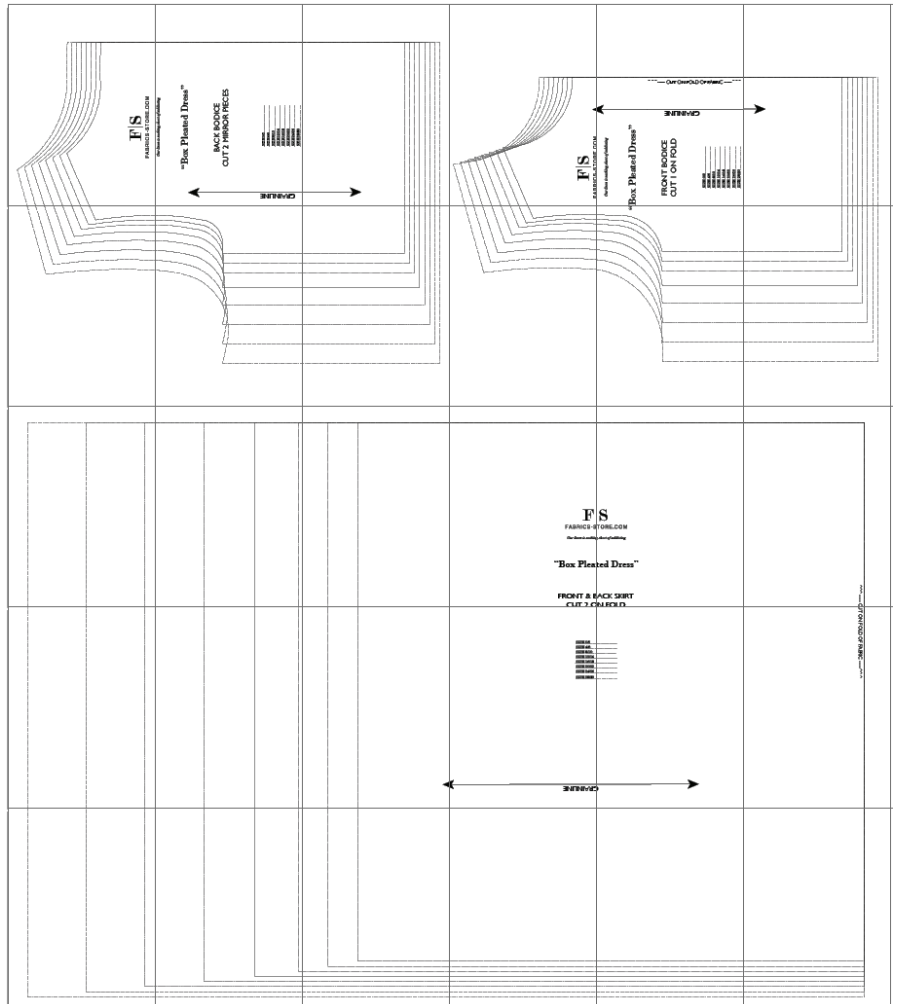
IMPORTANT! PRINT AT ACTUAL SIZE OR 100% SCALE

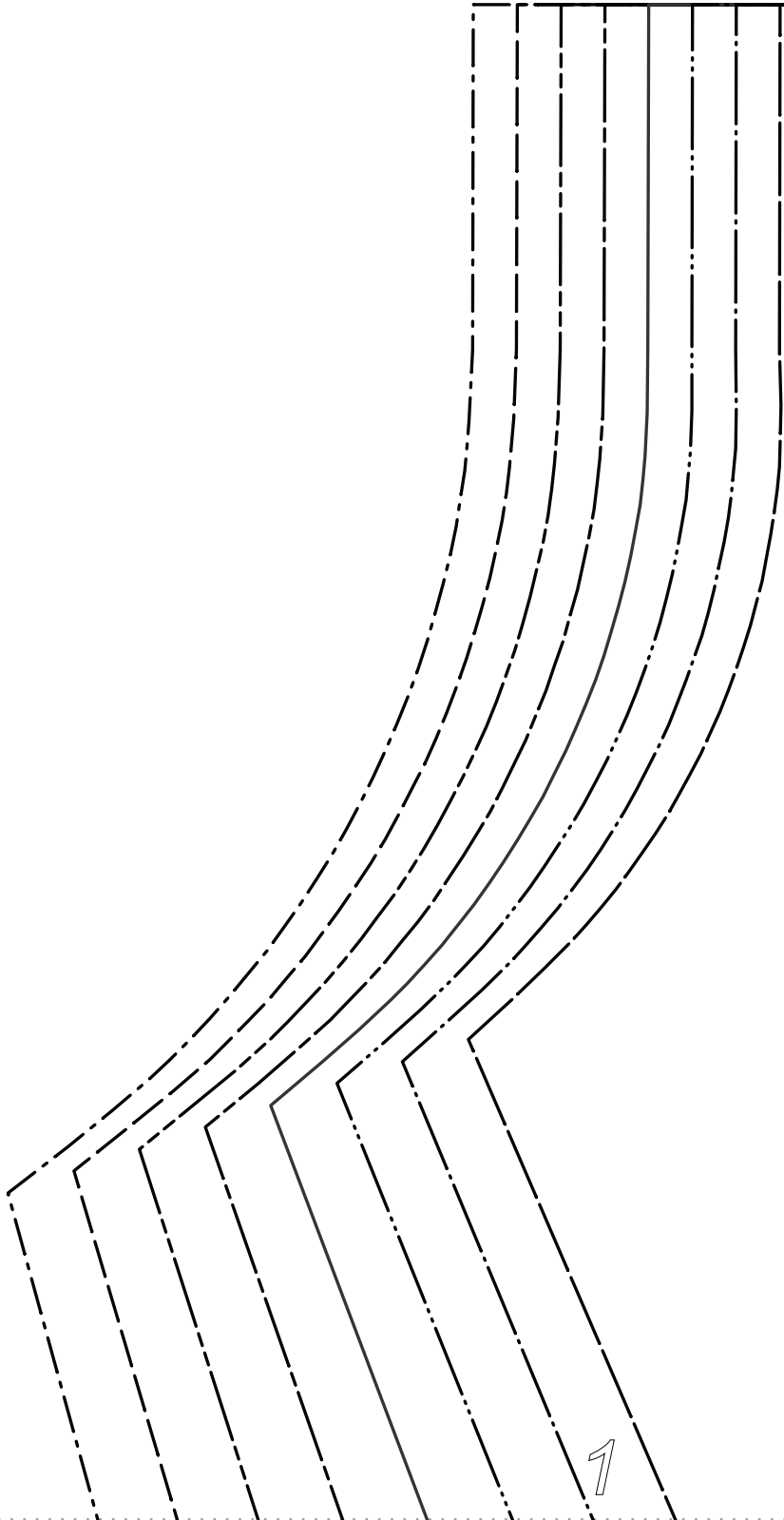
Formatted for paper sizes A4 and Letter.



Simply overlap the page margins and align the markings in each corner to complete the circle and tape in place.

Layered PDF:
This pattern has embedded layers so you can print all sizes or a single size. See your .pdf viewers 'Layers' menu.





1

F|S

FABRICS-STORE.COM

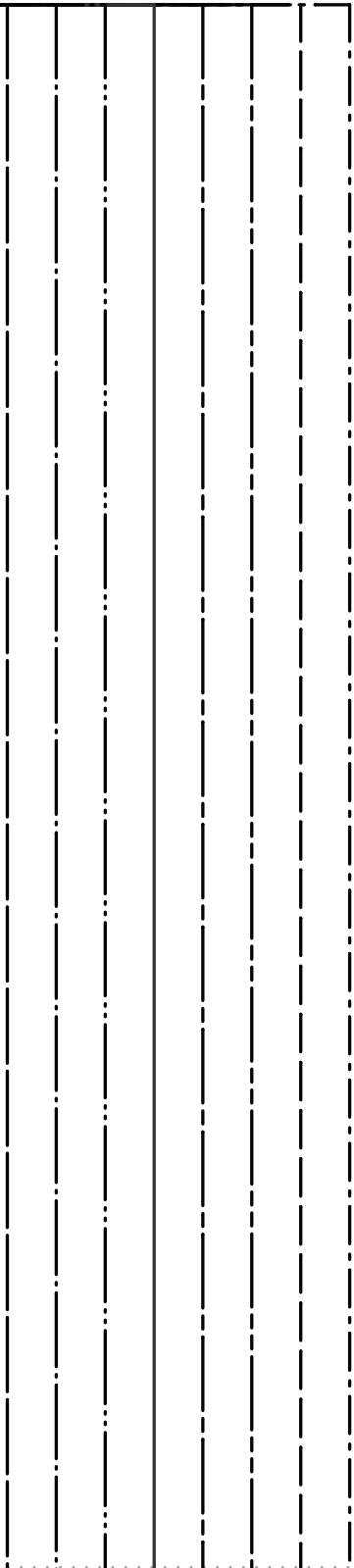
“Box Pleated Dress”

BACK BODICE
CUT 2 MIRROR PIECES

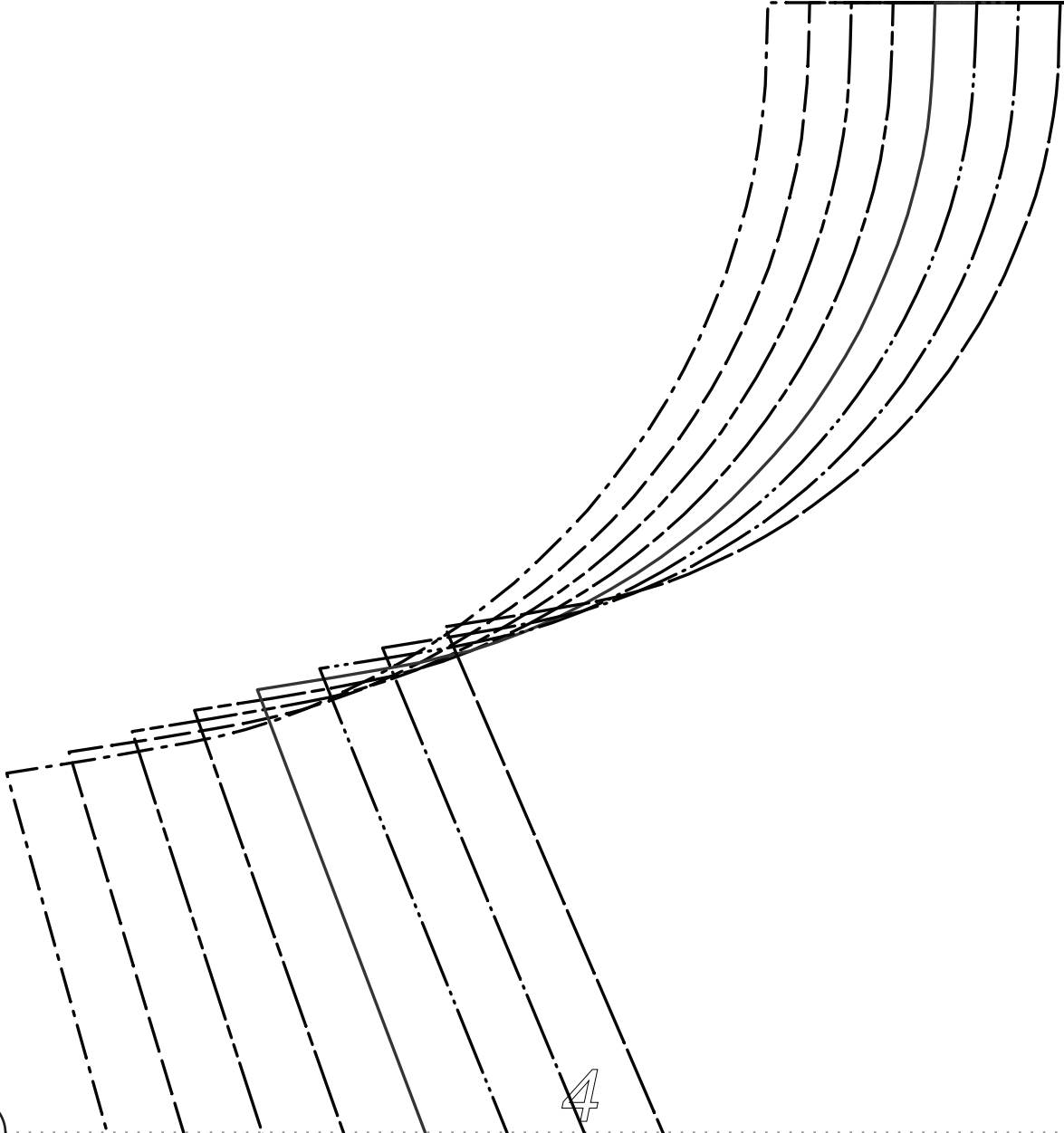
GRAINLINE

2

- SIZE 0/2 _____
- SIZE 4/6 _____
- SIZE 8/10 _____
- SIZE 12/14 _____
- SIZE 16/18 _____
- SIZE 20/22 _____
- SIZE 24/26 _____
- SIZE 28/30 _____



3



4

F|S

Our linen is nothing short of addicting

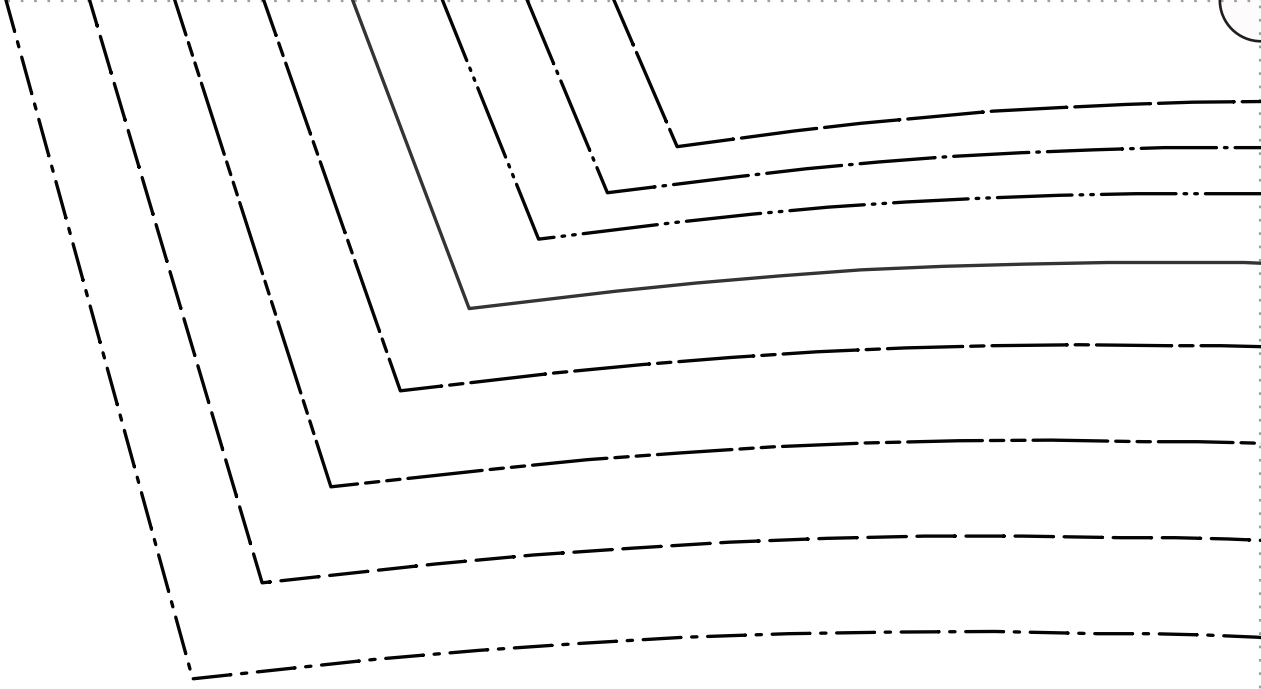
Box Pleated Dress”

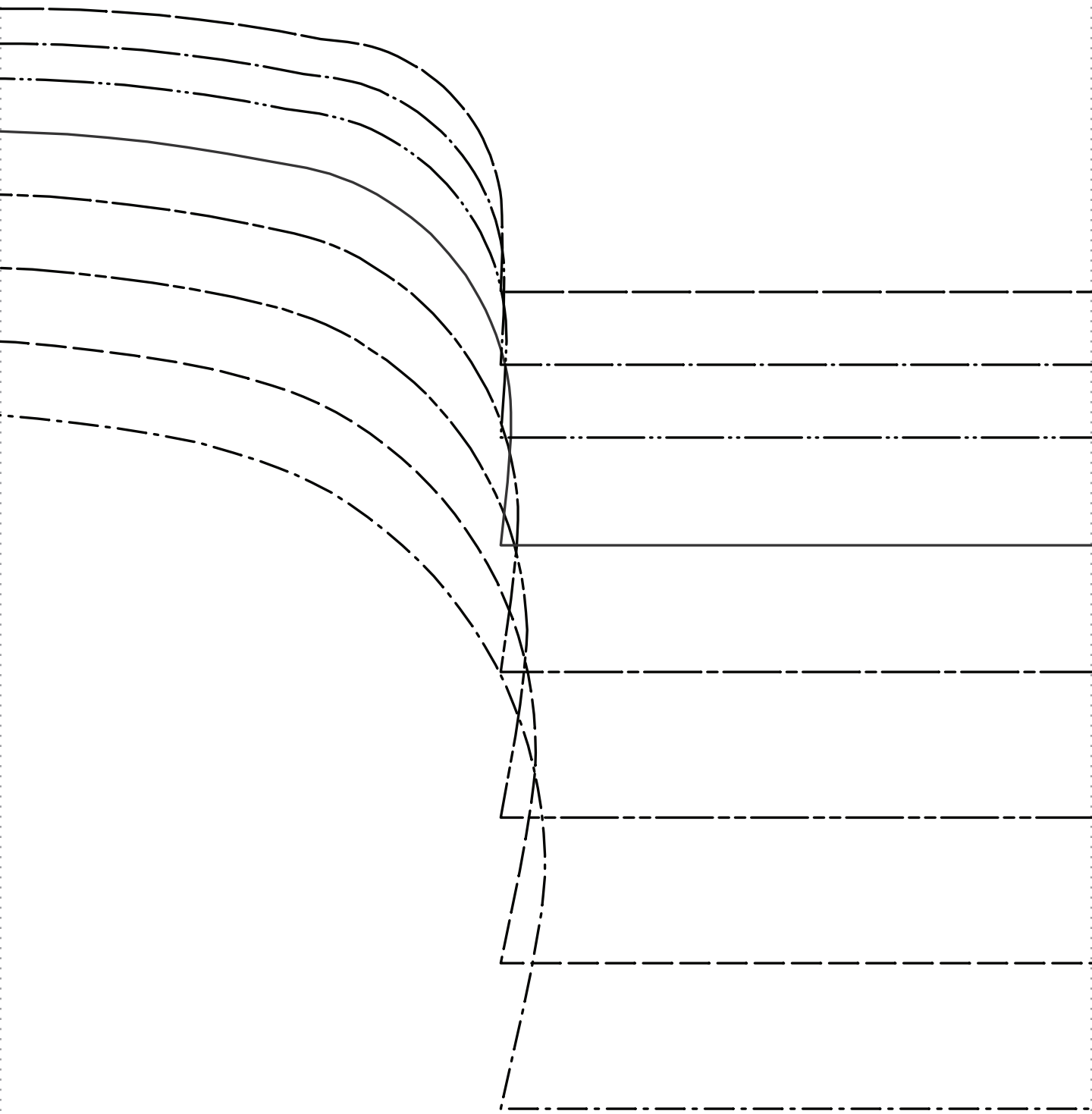
FRONT BODICE
CUT 1 ON FOLD

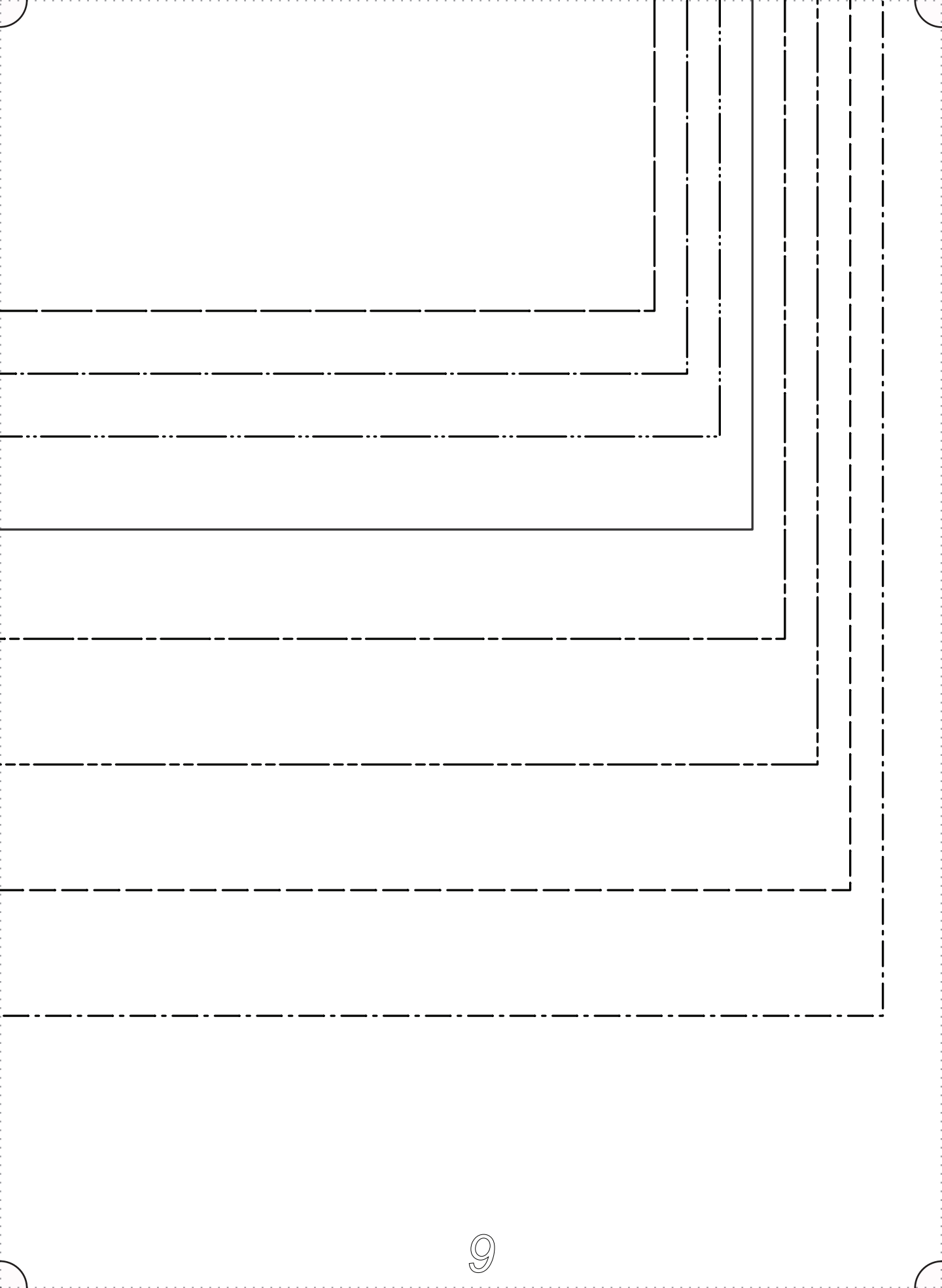
GRAINLINE

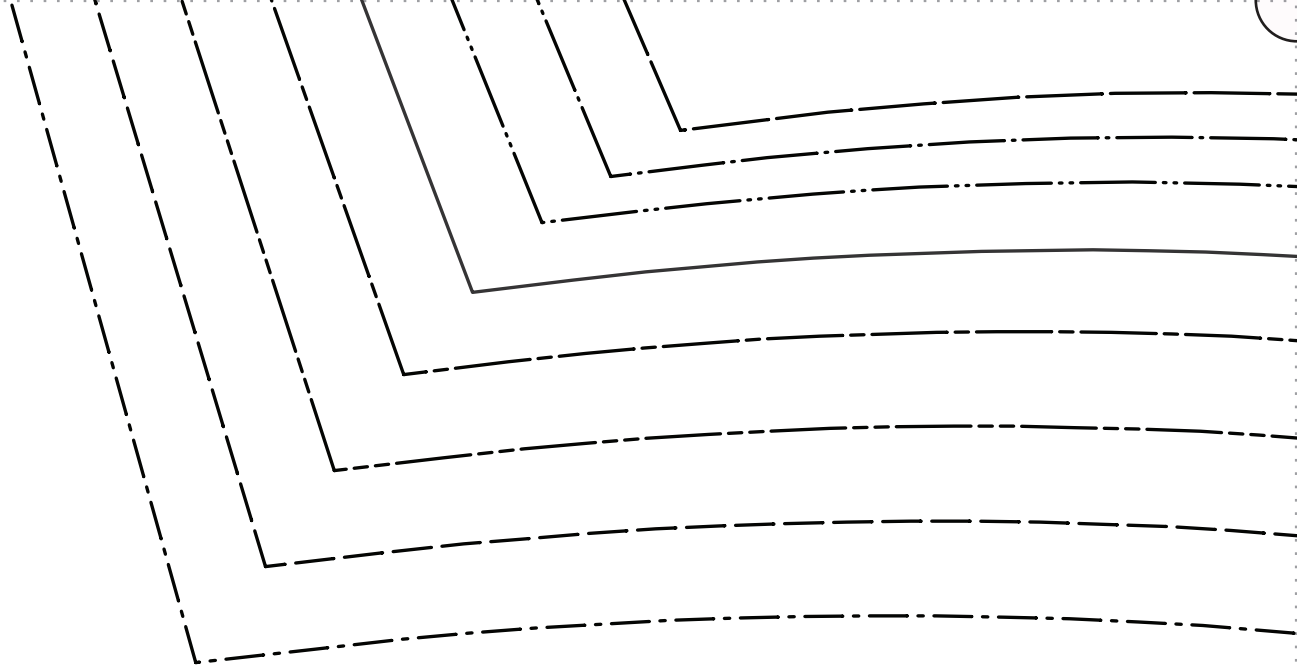
- SIZE 0/2 _____
- SIZE 4/6 _____
- SIZE 8/10 _____
- SIZE 12/14 _____
- SIZE 16/18 _____
- SIZE 20/22 _____
- SIZE 24/26 _____
- SIZE 28/30 _____

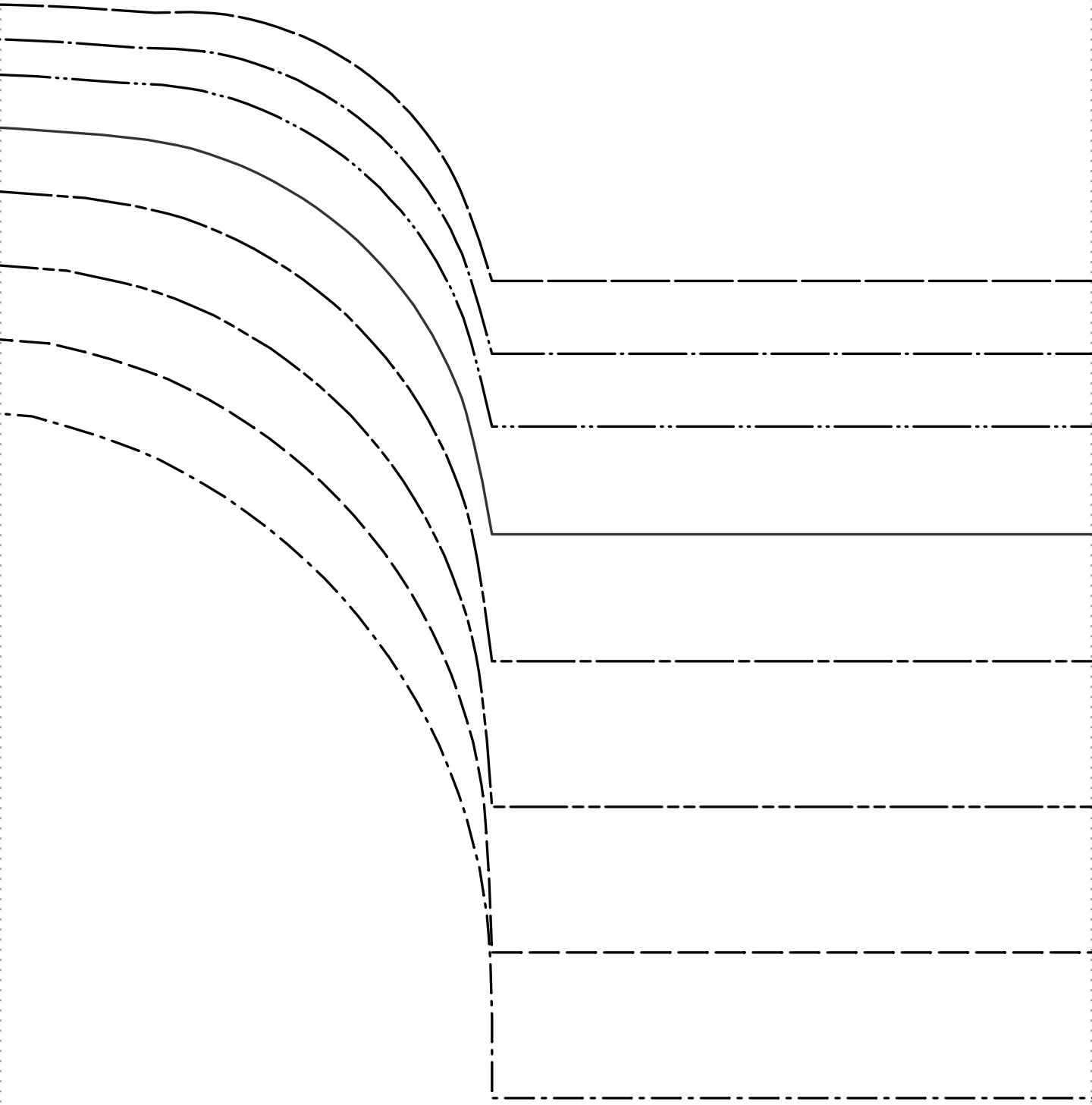
A large horizontal line spans the width of the page. Below this line, on the right side, is a vertical column of seven lines for handwriting practice. From left to right, the lines are: a solid line, a dashed line, a dotted line, a solid line, a dashed line, a dotted line, and a solid line. On the left side of the page, a large black arrow points to the right, starting from the left edge and ending at the first solid line of the handwriting column.














F

FABRICS-S

Our linen is nothing

“Box Plea

FRONT & B

CUT 2 ☉

S
STORE.COM

g short of addicting

ted Dress”

BACK SKIRT
ON FOLD

SIZE 0/2

SIZE 4/6

SIZE 8/10

SIZE 12/14


SIZE 16/18


SIZE 20/22


SIZE 24/26


SIZE 28/30


GRAINLINE














Handwriting practice lines consisting of four sets of horizontal lines. Each set includes a solid top line, a dashed middle line, and a solid bottom line.

Thank you

*We work hard on making our patterns beautiful enough
to meet your standards.*

*If you feel like sharing praise or helpful criticism, please
send us your comments to ask@fabrics-store.com*